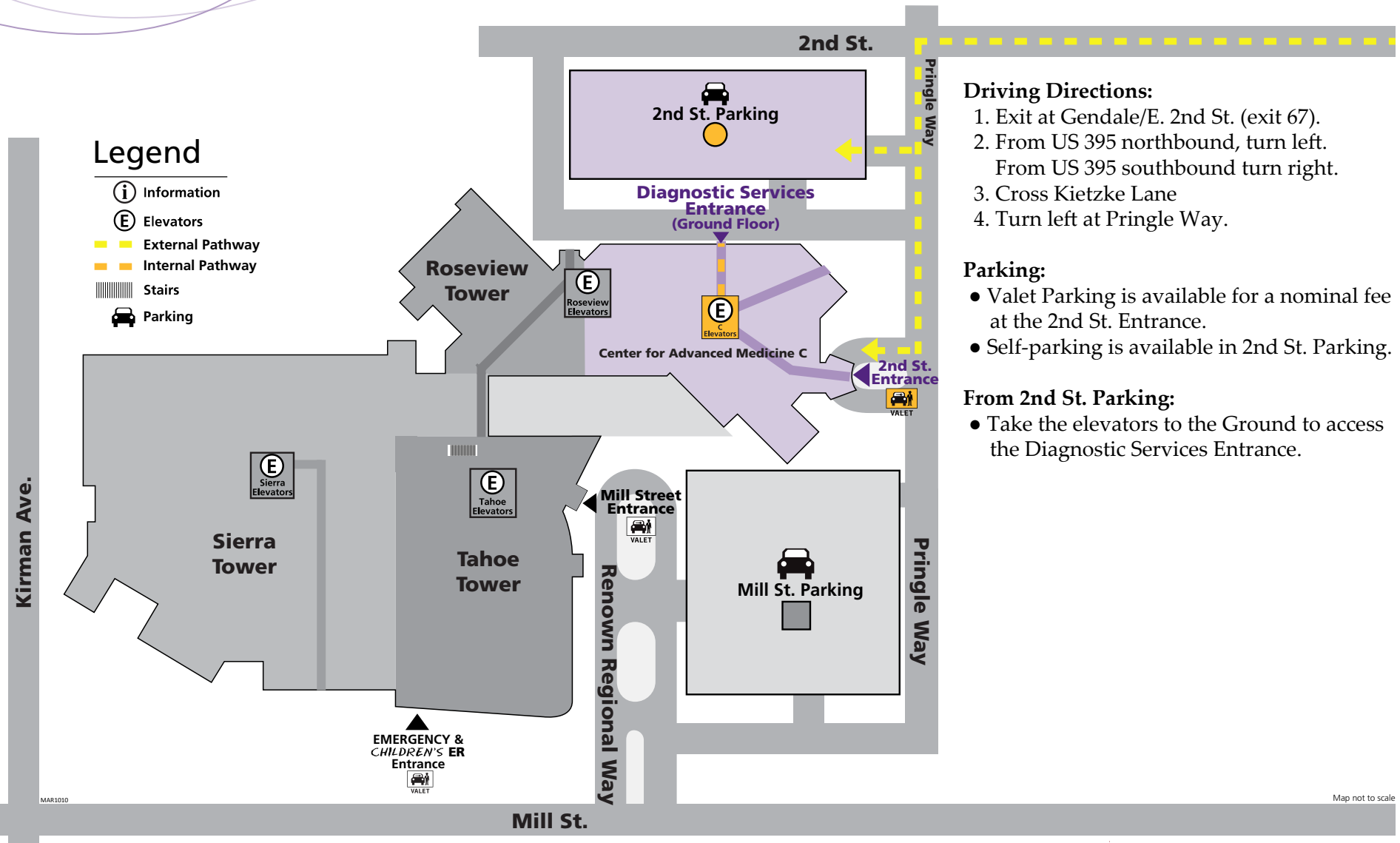








# Directions to Diagnostic Services

(Lab Services, MRI, X-Ray & Imaging)



## Legend

-  Information
-  Elevators
-  External Pathway
-  Internal Pathway
-  Stairs
-  Parking

### Driving Directions:

1. Exit at Gendale/E. 2nd St. (exit 67).
2. From US 395 northbound, turn left.  
From US 395 southbound turn right.
3. Cross Kietzke Lane
4. Turn left at Pringle Way.

### Parking:

- Valet Parking is available for a nominal fee at the 2nd St. Entrance.
- Self-parking is available in 2nd St. Parking.

### From 2nd St. Parking:

- Take the elevators to the Ground to access the Diagnostic Services Entrance.