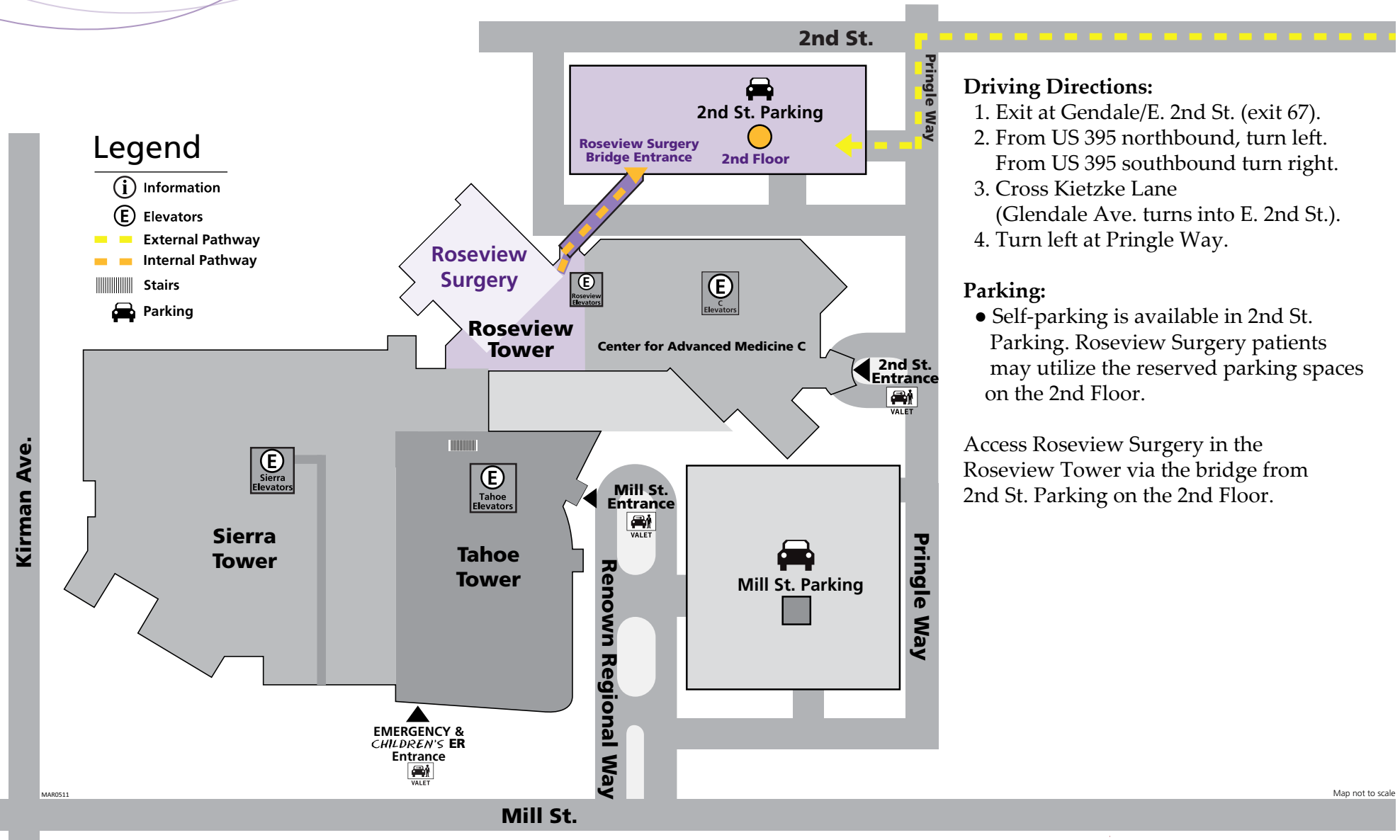




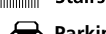



Directions to Roseview Surgery at Renown Regional Medical Center



Legend

-  Information
-  Elevators
-  External Pathway
-  Internal Pathway
-  Stairs
-  Parking

Driving Directions:

1. Exit at Gendale/E. 2nd St. (exit 67).
2. From US 395 northbound, turn left.
From US 395 southbound turn right.
3. Cross Kietzke Lane
(Glendale Ave. turns into E. 2nd St.).
4. Turn left at Pringle Way.

Parking:

- Self-parking is available in 2nd St. Parking. Roseview Surgery patients may utilize the reserved parking spaces on the 2nd Floor.

Access Roseview Surgery in the Roseview Tower via the bridge from 2nd St. Parking on the 2nd Floor.